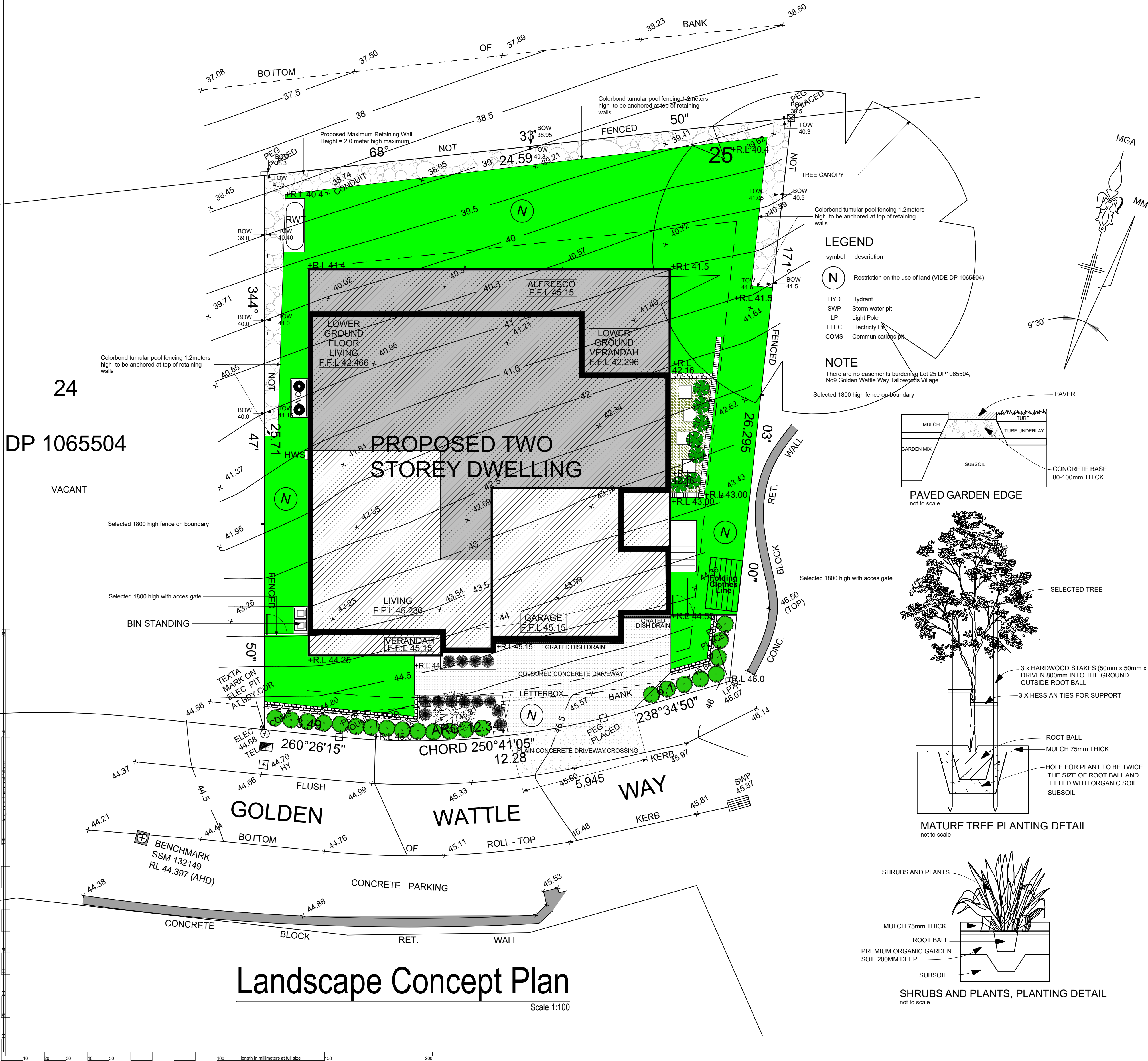




1

DP 1049243

GOLF COURSE



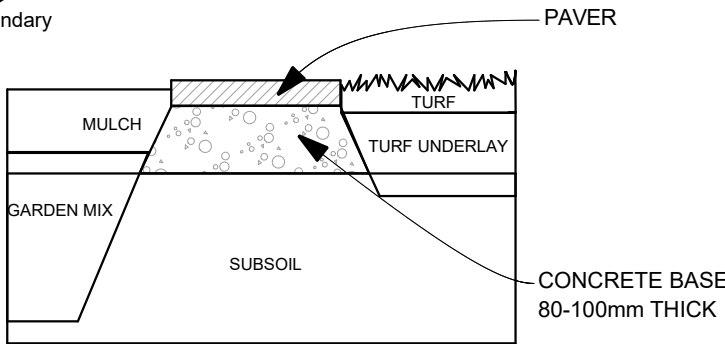
LEGEND

symbol	description
(N)	Restriction on the use of land (VIDE DP 1065504)
HYD	Hydrant
SWP	Storm water pit
LP	Light Pole
ELEC	Electricity pit
COMS	Communications pit

NOTE

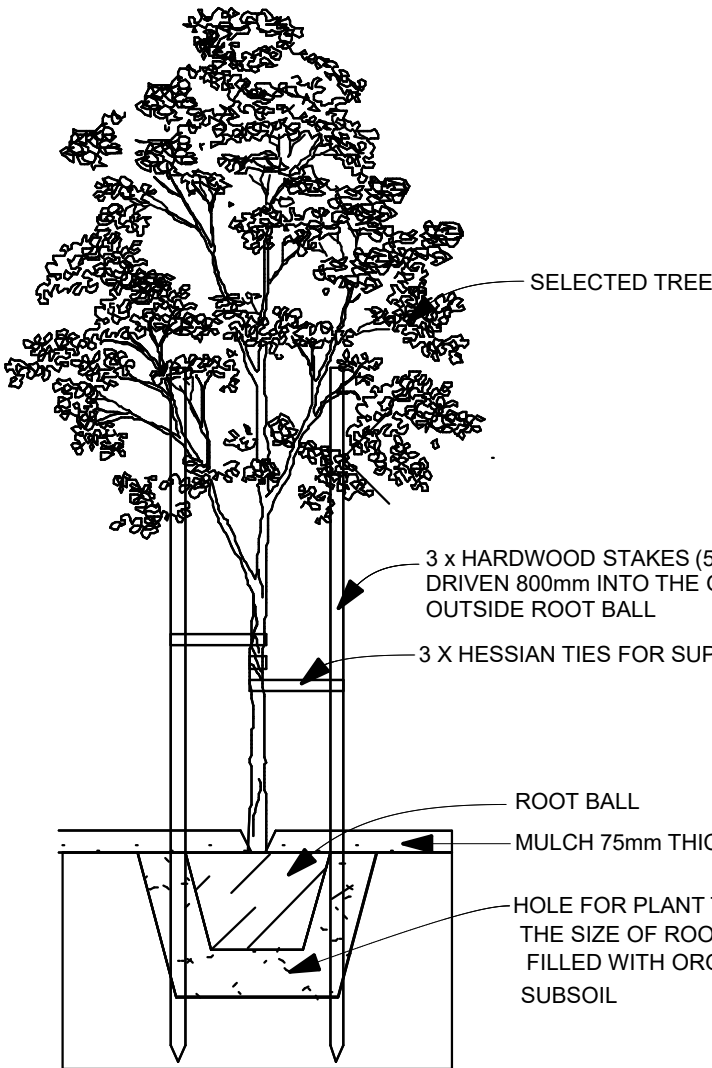
There are no easements burdening Lot 25 DP1065504, No9 Golden Wattle Way Tallwoods Village

Selected 1800 high fence on boundary



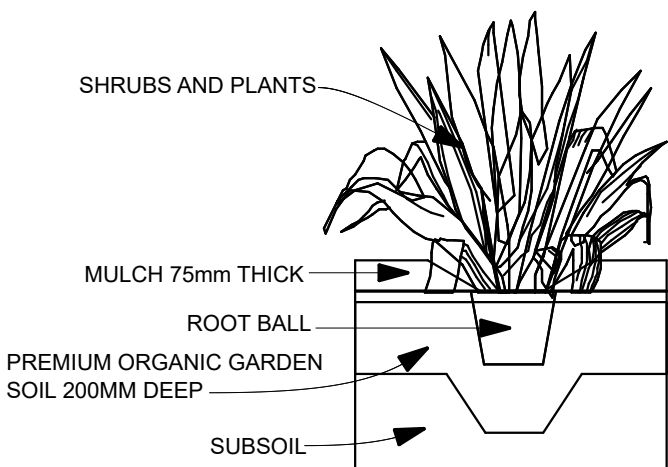
PAVED GARDEN EDGE

not to scale



MATURE TREE PLANTING DETAIL

not to scale



SHRUBS AND PLANTS, PLANTING DETAIL

not to scale

Garden Edging

- Garden edging to be paved
- Paver or stone to be laid on 80 -100mm concrete base
- Steel edge to be galvanised edge 100 x 5mm flat bar
- welded 300mm legs spaced 1m apart
- legs to be laid in concrete

Stepping Stones

- To be laid on 80 -100mm concrete bed
- Stepping to be large format paver or
- natural stone

PLANTING REGISTER

SYMBOL	DESCRIPTION
	Callistemon viminalis Slim Weeping Bottlebrush container size = 35litre quantity = 1
	Westringia fruticosa Coastal Rosemary container size = 200mm quantity = 23
	Rhampholepis indica Snow Maiden Snow Maiden container size = 200mm quantity = 7
	Callistemon viminalis Little John Dwarf Bottlebrush container size =200mm quantity = 13

Garden Beds

- Garden beds to have organic mix cultivated into soil
- Imported soil to be free of weeds and toxins
- Install selected mulch to a depth of 75mm
- Keep mulch free from touching plant
- Excavate holes for plants twice the size of plants root ball
- Spread out a high quality top soil mix to thickness of 100mm.
- Plants to be healthy stock free of weeds and damage
- Excavate holes for plants twice the size of plants root ball
- Screen soil to desired levels & grades.
- Roll out Sir Walter Buffalo turf.
- Water well after installation

Driveway

- Concrete to be laid at a thickness 100mm with SL72 mesh with a rating of no lower than 25mpa.
- Concrete to be throw on colour or colour through
- Concrete to sealed with Acrylic sealer

The builder shall check and verify all dimensions and levels and verify all errors and omissions to the Architect. Do not scale the drawings. Drawings shall not be used for construction purposes until issued by the Architect for construction.

All works to be set out by registered surveyor.

Stephen New

Building Designer
ABN : 25 248 511 912
501/15 Aqua Street, Newport 2044 QLD
PO Box 58 Kurmond 2754 NSW
Ph : 0416 041 027
Em : ilnew@internode.on.net

For:
Sam O'Brien.

Project Name:
Proposed Two Storey Dwelling
At : Lot 25 DP1065504, No9 Golden Wattle Way
Tallwoods Village

Drawing Title:
- Landscape Concept Plan
Landscape Concept Plan

Scale: as noted

Date:

Status:

Checked By:

Project No:

2024:076

Layout No.:

7 REV : B

Plot Date:

29/03/2025